

Bee County, Texas

SCHEDULE OF INVESTMENT ACTIVITY

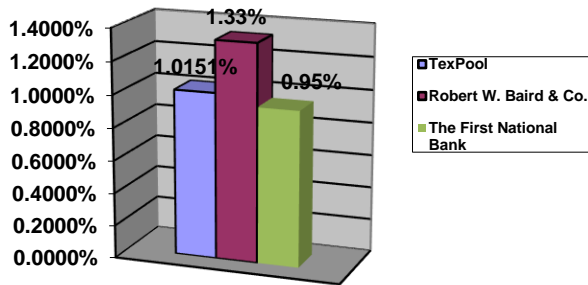
For The Quarter Ending September 30, 2017

Prepared By:
County Auditor's Office

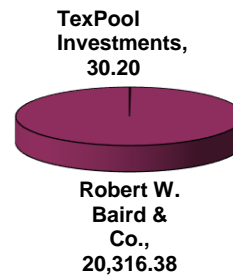
**Bee County, Texas
Schedule of Investment Activity Combined
For the Quarter Ended September 30, 2017**

Investments	Balance 6/30/2017	Deposits	Withdrawals	Interest	Balance 9/30/2017
TexPool Investments	12,112.67	0.00	0.00	30.20	12,142.87
Robert W. Baird & Co.	5,476,214.87	0.00	267,644.50	20,316.38	5,228,886.75
TOTALS	5,488,327.54	0.00	267,644.50	20,346.58	5,241,029.62

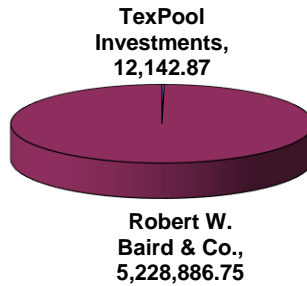
**Interest Rates For the Quarter Ended
September 30, 2017**



**Earned on Investments For the
Quarter Ended September 30, 2017**



**Total of Bee County Investments as of
September 30, 2017**



April A. Cantu, Bee County Auditor

Bee County, Texas
Schedule of Investment Activity Combined
For the Quarter Ended September 30, 2017

MONTHLY BALANCES	<u>September 2017</u>
TexPool Investments	12,142.87
Robert W. Baird & Co.	5,228,886.75
Total Monthly Balance	<u><u>5,241,029.62</u></u>

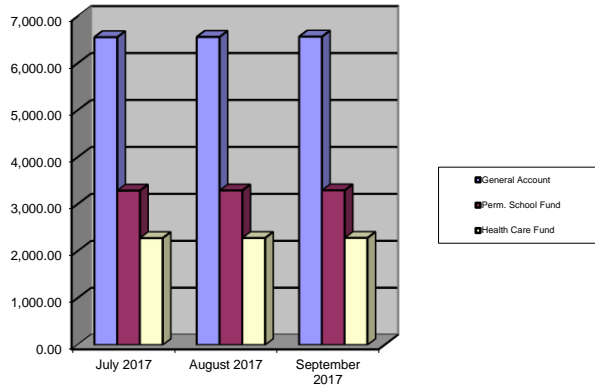
INTEREST EARNED	<u>September 2017</u>
TexPool Investments	30.20
Robert W. Baird & Co.	20,316.38
Robert W. Baird & Co. Prof. Services	-2,644.49
Robert W. Baird & Co. Cost Rpt. & Other Exp.	0.00
Total Monthly Balance	<u><u>17,702.09</u></u>

INTEREST RATES	<u>September 2017</u>
TexPool Investments	1.0151%
Robert W. Baird & Co.	1.33%
The First National Bank	0.95%
Prosperity Bank	0.35%

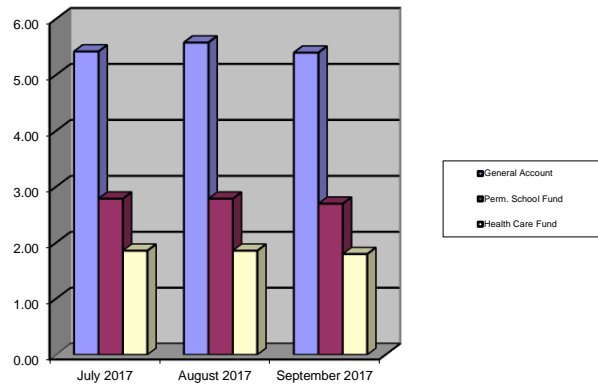
Bee County, Texas
Schedule of Investment Activity Texpool
For the Quarter Ended September 30, 2017

Texpool Investments	Balance 6/30/2017	Deposits	Withdrawals	Interest	Balance 9/30/2017
1. 012 General Account	6,551.97	0.00	0.00	16.40	6,568.37
2. 080 Perm. School Fund	3,285.56	0.00	0.00	8.28	3,293.84
3. 023 & 083 Health Care I & II	2,275.14	0.00	0.00	5.52	2,280.66
TOTALS	12,112.67	0.00	0.00	30.20	12,142.87

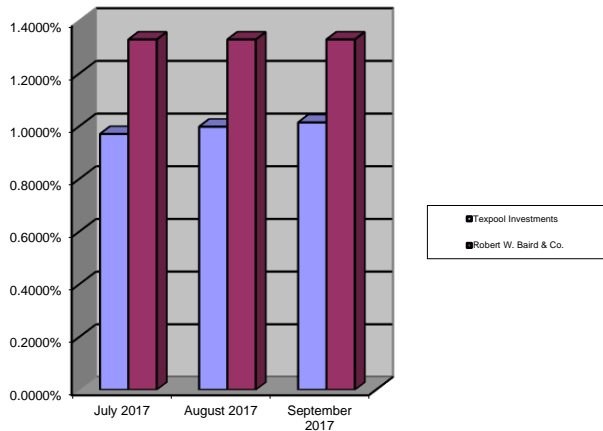
Monthly Investment Balances for the Quarter Ended September 30, 2017



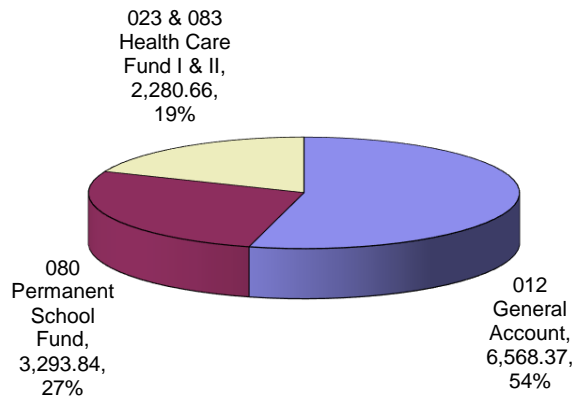
Interest Earned on Investments for the Quarter Ended September 30, 2017



Monthly Interest Rates for the Quarter Ended September 30, 2017



Texpool Investments for the Quarter Ended September 30, 2017



April A. Cantu, Bee County Auditor

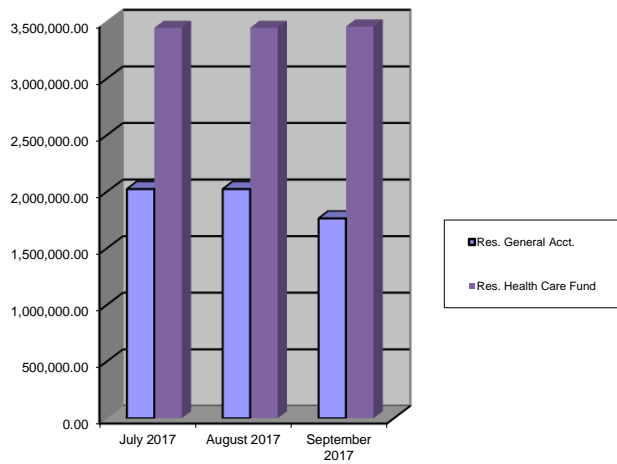
Bee County, Texas
Schedule of Investment Activity Texpool
For the Quarter Ended September 30, 2017

MONTHLY BALANCES	July 2017	August 2017	September 2017
012 General Account	6,557.36	6,562.97	6,568.37
080 Permanent School Fund	3,288.35	3,291.14	3,293.84
023 & 083 Health Care Fund I & II	2,277.00	2,278.86	2,280.66
Total Monthly Balance	12,122.71	12,132.97	12,142.87
INTEREST EARNED	July 2017	August 2017	September 2017
012 General Account	5.42	5.58	5.40
080 Permanent School Fund	2.79	2.79	2.70
023 & 083 Health Care Fund I & II	1.86	1.86	1.80
Total Monthly Balance	10.07	10.23	9.90
INTEREST RATES	July 2017	August 2017	September 2017
TexPool Investments	0.9714%	0.9989%	1.0151%
Robert W. Baird & Co.	1.33%	1.33%	1.33%
GENERAL ACCT INVESTMENTS	July 2017	August 2017	September 2017
General Fund 012	1,458.75	1,460.03	1,461.21
Co. Clerk Records Mgmt Fund 014	130.03	130.14	130.25
Courthouse Security Fund 017	32.22	32.25	32.28
Road & Bridge Fund 020	3,165.88	3,168.57	3,171.18
Special Road Tax Fund 021	0.00	0.00	0.00
Fuel Farm Fund 022	24.62	24.64	24.66
Farm to Market Fund 025	20.35	20.37	20.39
Co. Records Management Fund 026	506.05	506.48	506.90
Abandoned Vehicle Fund 030	8.36	8.37	8.38
Law Library Fund 047	225.34	225.53	225.72
Refunding I & S Fund 060	60.87	60.92	60.97
Right of Way Fund 073	261.53	261.75	261.97
Technology Fund 082	99.48	99.56	99.64
Group Health Ins Fund 095	563.88	564.36	564.82
TOTAL GENERAL ACCOUNT INV.	6,557.36	6,562.97	6,568.37

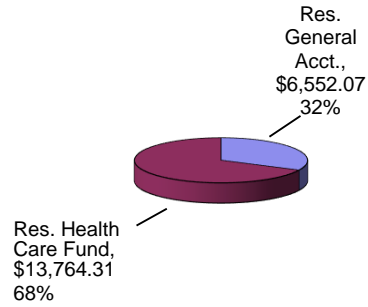
Bee County, Texas
Schedule of Investment Activity Robert W. Baird & Co.
For the Quarter Ended September 30, 2017

Robert W. Baird & Co. Investments	Balance 6/30/2017	Deposits	Withdrawals	Interest	Balance 9/30/2017
012 Reserve General Account	2,025,741.14	0.00	265,919.26	6,552.07	1,766,373.95
023 & 083 Reserve Health Care Fund	3,450,473.73	0.00	1,725.24	13,764.31	3,462,512.80
TOTALS	5,476,214.87	0.00	267,644.50	20,316.38	5,228,886.75

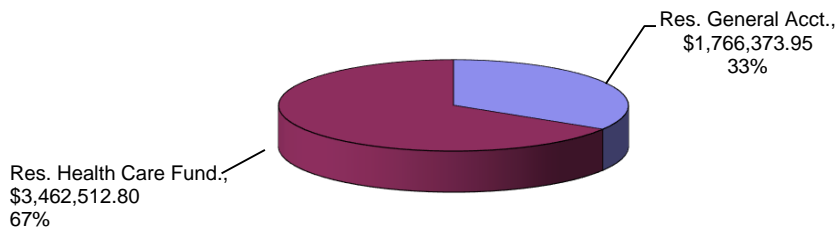
Monthly Investment Balances For the Quarter Ended September 30, 2017



Earned on Investments For the Quarter Ended September 30, 2017



Robert W. Baird & Co. Total Investment as of September 30, 2017



April A. Cantu, Bee County Auditor

Bee County, Texas
Schedule of Investment Activity Robert W. Baird & Co.
For the Quarter Ended September 30, 2017

MONTHLY BALANCES	July 2017	August 2017	September 2017
012 Reserve General Account	2,025,741.14	2,025,741.14	1,766,373.95
023 & 083 Reserve Health Care Fund	3,450,473.73	3,450,473.73	3,462,512.80
Total Monthly Balance	<u>5,476,214.87</u>	<u>5,476,214.87</u>	<u>5,228,886.75</u>
INTEREST EARNED	July 2017	August 2017	September 2017
012 Reserve General Account	0.00	0.00	6,552.07
023 & 083 Reserve Health Care Fund	0.00	0.00	13,764.31
General & HealthCare Fund Prof Services Fee	0.00	0.00	-2,644.49
Other Fees & Costs	0.00	0.00	0.00
Total Monthly Balance	<u>0.00</u>	<u>0.00</u>	<u>17,671.89</u>
INTEREST RATES			September 2017
Robert W. Baird & Co.			1.33%
GENERAL ACCT INVESTMENTS	July 2017	August 2017	September 2017
General Fund 012	2,025,741.14	2,025,741.14	1,766,373.95
TOTAL GENERAL ACCOUNT INV.	<u>2,025,741.14</u>	<u>2,025,741.14</u>	<u>1,766,373.95</u>